

## Application Form - GP, Medical Organisation, Registered NGO

This form is for use by individuals applying for a Hāpai Access Card. The card is available to people who have a physical or mental impairment, and where that impairment has a substantial and long-term adverse effect on their ability to carry out normal day-to-day activities.



As part of an application for the card, the applicant has to provide confirmation from a GP, recognised medical organisation, or an NGO that is registered with the Hāpai Foundation, that they have a physical or mental impairment that has a substantial and long-term adverse effect on their ability to carry out normal day-to-day activities. In addition it is requested that the person giving this confirmation also identify which of the nine barriers identified below relates to the adverse effects on the applicant's normal day-to-day activities. More information around the nine barriers can be found at <https://www.hapaiaccesscard.org.nz/barrier-icon-descriptions>










Please complete the form below, including identification of the barriers. Note you may be contacted to validate the application.

Full name of applicant	
Postal Address of Applicant	
Phone number of applicant	
Email address of applicant	
Name of person completing form	
Position/Role of person completing this form	
Organisation	
Contact Number of person completing this form:	
Email of person completing this form:	

I confirm that I have access to medical, and other information, about the person named in this application, and can confirm that they have a physical or mental impairment that has a substantial and long-term adverse effect on their ability to carry out normal day-to-day activities

Signature: \_\_\_\_\_ Date: \_\_\_\_\_

Please place a **tick** against those barriers that apply.

	<p>Applicant has difficulty standing and/or understanding the concept of queuing.</p>	<input type="radio"/>
	<p>Applicant has need of level access or special viewing areas.</p>	<input type="radio"/>
	<p>Applicant has difficulty with distances. (Note: the applicant may have limited mobility, or be a self-propelled wheelchair user with limited capacity for distance).</p>	<input type="radio"/>
	<p>Applicant has urge incontinency and may need urgent access to a toilet.</p>	<input type="radio"/>
	<p>Applicant uses a disability assist dog.        Note: the dog's registration papers must also be supplied.</p>	<input type="radio"/>
	<p>Applicant needs assistance for personal safety and/or personal care.        Note: it is unlikely this icon will be awarded if the applicant is a child.</p>	<input type="radio"/>
	<p>Applicant has difficulty with accessing and/or understanding visual information.</p>	<input type="radio"/>
	<p>Applicant has difficulty with accessing, and/or understanding audible information.</p>	<input type="radio"/>
	<p>Applicant may have other relevant needs</p>	<input type="radio"/>

**NOTE:** The barriers printed on the applicant's card may differ from those selected above.